

## MATERIALS

- Stylecraft Merino DK (or similar alternative)  
1 x 50 g ball makes between three and five hats depending on size made.
- 4.00 MM HOOK

## TENSION

Rounds 1-3 measures approximately 5 cm (2") diameter

NB a symbol chart has been included on page 1 for the 25 weeks gestation size only. The other sizes have a similar structure but read the pattern carefully for number of stitches and rounds.

This pattern uses UK terminology. USA crocheters please note:

- UK double-crochet = USA single crochet
- UK half-treble = USA half double-crochet
- UK treble = USA double-crochet



## 25 weeks gestation to fit approximately 23 cm (9") circumference head

**Foundation chain** Chain 2.

**1st round** 6 double-crochet in 2nd chain from hook. Join with a slip-stitch to first double-crochet. (6 stitches)

**2nd round** Chain 1 (this starting chain does **not** count as a stitch). 2 double-crochet in each stitch around. Join with a slip-stitch to first double-crochet. (12 stitches)

**3rd round** Chain 2 (this starting chain does **not** count as a stitch). 2 trebles in each stitch around. Join with a slip-stitch to first treble. (24 stitches)

**4th round** Chain 2 (this starting chain does **not** count as a stitch). (2 trebles in next stitch. 1 treble in each of next 3 stitches) 6 times. Join with a slip-stitch to the first treble. (30 stitches)

**5th round** Chain 3 (this starting chain counts as 1 treble).

\*Skip next stitch. (1 treble. 1 chain. 1 treble) in next stitch\*. Repeat from \* to \* 13 more times. Skip next stitch. 1 treble in next stitch. Join with a half-treble to top of the starting chain. (30 trebles)

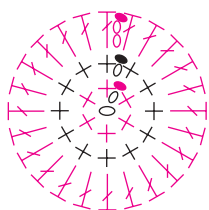
**6th - 8th rounds** Chain 3 (this starting chain counts as 1 treble). \*Skip next two trebles. (1 treble. 1 chain. 1 treble) in next chain-space\*. Repeat from \* to \* 13 more times. Skip next two stitches. 1 treble in next space. Join with a half-treble to top of the starting chain.

**9th round** \*Chain 3. 1 treble in 3rd chain from hook (this makes a picot). Skip next two trebles. 1 double-crochet in next chain-space.\* Repeat from \* to \* 14 more times. Fasten off.

## Symbol chart (first size - 25 weeks gestation)

(Join rounds 1 - 4 with a slip-stitch into top of first double-crochet or treble) (Join rounds 5 - 8 with a half-treble into top of starting chain)

### Rounds 1 - 3



### Rounds 4 - 9




- chain
- slip-stitch
- + double-crochet
- ⊥ half-treble
- ⊥ treble



## Crochet Unravelled:

### A clear and concise guide to learning crochet

- Step-by-step exercises
- Fully illustrated for left- and right-handers
- Six projects to make
- Clear instructions and detailed illustrations
- For complete beginners



## MATERIALS

- Stylecraft Merino DK (or similar alternative)  
1 x 50 g ball makes between three and five hats depending on size made.
- 4.00 MM HOOK

## TENSION

Rounds 1-3 measures approximately 5 cm (2") diameter

NB a symbol chart has been included on page 1 for the 25 weeks gestation size only. The other sizes have a similar structure but read the pattern carefully for number of stitches and rounds.

This pattern uses UK terminology. USA crocheters please note:

- UK double-crochet = USA single crochet
- UK half-treble = USA half double-crochet
- UK treble = USA double-crochet



### 30 weeks' gestation to fit approximately 28 cm (11") circumference head

**Foundation chain** Chain 2.

**1st round** 6 double-crochet in 2nd chain from hook. Join with a slip-stitch to first double-crochet. (6 stitches)

**2nd round** Chain 1 (this starting chain does **not** count as a stitch). 2 double-crochet in each stitch around. Join with a slip-stitch to first double-crochet. (12 stitches)

**3rd round** Chain 2 (this starting chain does **not** count as a stitch). 2 trebles in each stitch around. Join with a slip-stitch to first treble. (24 stitches)

**4th round** Chain 2 (this starting chain does **not** count as a stitch). 2 trebles in next stitch. 1 treble in each of next 3 stitches) 6 times. Join with a slip-stitch to the first treble. (30 stitches)

**5th round** Chain 2 (this starting chain does **not** count as a stitch). 1 treble in each of next 2 stitches. (2 trebles in next stitch. 1 treble in each of next 7 stitches) 3 times. 2 trebles in next stitch.

1 treble in each of next 3 stitches Join with a slip-stitch to the first treble. (34 stitches)

**6th round** Chain 3 (this starting chain counts as 1 treble). \*Skip next stitch. (1 treble. 1 chain. 1 treble) in next stitch\*. Repeat from \* to \* 15 more times. Skip next stitch. 1 treble in next stitch. Join with a half-treble to top of the starting chain. (34 trebles)

**7th - 10th rounds** Chain 3 (this starting chain counts as 1 treble). \*Skip next two trebles. (1 treble. 1 chain. 1 treble) in next chain-space\*. Repeat from \* to \* 15 more times. Skip next two stitches. 1 treble in next space. Join with a half-treble to top of the starting chain.

**11th round** \*Chain 3. 1 treble in 3rd chain from hook (this makes a picot). Skip next two trebles. 1 double-crochet in next chain-space.\* Repeat from \* to \* 16 more times. Fasten off.

### 35 weeks gestation to fit approximately 32 cm (12.5") circumference head

**Foundation chain** Chain 2.

**1st round** 6 double-crochet in 2nd chain from hook. Join with a slip-stitch to first double-crochet. (6 stitches)

**2nd round** Chain 1 (this starting chain does **not** count as a stitch). 2 double-crochet in each stitch around. Join with a slip-stitch to first double-crochet. (12 stitches)

**3rd round** Chain 2 (this starting chain does **not** count as a stitch). 2 trebles in each stitch around. Join with a slip-stitch to first treble. (24 stitches)

**4th round** Chain 2 (this starting chain does **not** count as a stitch). (2 trebles in next stitch. 1 treble in each of next 3 stitches) 6 times. Join with a slip-stitch to the first treble. (30 stitches)

**5th round** Chain 2 (this starting chain does **not** count as a stitch). (2 trebles in next stitch. 1 treble in each of next 3

stitches) 7 times. 2 trebles in next stitch. 1 treble in next stitch. Join with a slip-stitch to the first treble. (38 stitches)

**6th round** Chain 3 (this starting chain counts as 1 treble). \*Skip next stitch. (1 treble. 1 chain. 1 treble) in next stitch\*. Repeat from \* to \* 17 more times. Skip next stitch. 1 treble in next stitch. Join with a half-treble to top of the starting chain. (38 trebles)


**7th - 10th rounds** Chain 3 (this starting chain counts as 1 treble). \*Skip next two trebles. (1 treble. 1 chain. 1 treble) in next chain-space\*. Repeat from \* to \* 17 more times. Skip next two stitches. 1 treble in next space. Join with a half-treble to top of the starting chain.

**11th round** \*Chain 3. 1 treble in 3rd chain from hook (this makes a picot). Skip next two trebles. 1 double-crochet in next chain-space.\* Repeat from \* to \* 18 more times. Fasten off.

## Crochet Unravelled:

### A clear and concise guide to learning crochet

- Step-by-step exercises
- Fully illustrated for left- and right-handers
- Six projects to make
- Clear instructions and detailed illustrations
- For complete beginners



**Pottage Publishing**